

GDP

Gross Domestic Product



GDP
SECOND QUARTER RELEASE FOR:
2023

PUBLISHED ON:
September 27th, 2023

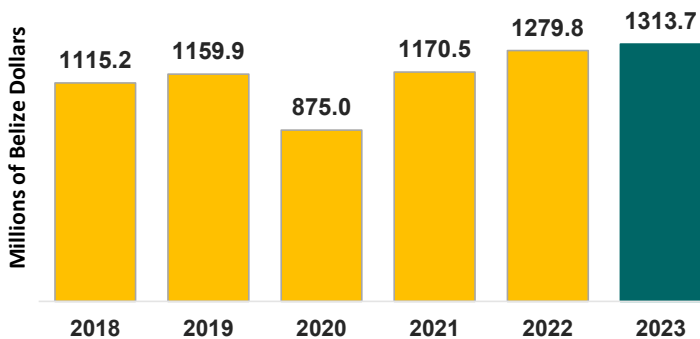
STATISTICAL INSTITUTE OF BELIZE

GDP UP 2.6% IN SECOND QUARTER 2023: STRONG PERFORMANCE IN TERTIARY SECTOR, PRIMARY AND SECONDARY SECTORS CONTRACT

SECOND QUARTER 2023:

Preliminary Gross Domestic Product estimates by the Statistical Institute of Belize showed that, for the second quarter months of April to June 2023, the total value of goods and services produced within Belize was \$1.314 billion. This was an increase of 2.6 percent or \$33.8 million from the \$1.28 billion produced during the second quarter of 2022 (see Figure 1). This growth was driven by strong performances within industries across the tertiary sector, including 'Administrative and Support Services', 'Government Services', 'Accommodation and Food Service Activities', and 'Transport', coupled with a notable increase in 'Construction' within the secondary sector. On the other hand, activities within the primary sector were down considerably for the quarter, due to decreased production of the country's major agricultural commodities. The reduction in agricultural outputs also contributed to a decrease in manufacturing activities, resulting in an overall decline within the secondary sector. 'Taxes on Products' were down by 6.7 percent for the period, from \$183.5 million in the second quarter of 2022 to \$171.1 million in the second quarter of 2023.

Figure 1: Second Quarter Gross Domestic Product at Constant Prices; 2018 - 2023



Source: Statistical Institute of Belize


PRIMARY ACTIVITIES:

Production within the primary sector was valued at an estimated \$90.5 million for the period, down by 16.7 percent or \$18.1 million from \$108.5 million during the second quarter of 2022 (see Figure 2).

As has been the case in previous quarters, the major agricultural industries continued to be challenged by a combination of rising input costs, labour shortages, disease, and unfavourable weather conditions. Sugarcane output declined by 18.3 percent, from 793 thousand metric tons in the second quarter of 2022 to 647.8 thousand metric tons, in the second quarter of 2023 (see Figure 3), while banana production was down by 40 percent, from 27.6 thousand metric tons to 16.5 thousand metric tons (see Figure 4).

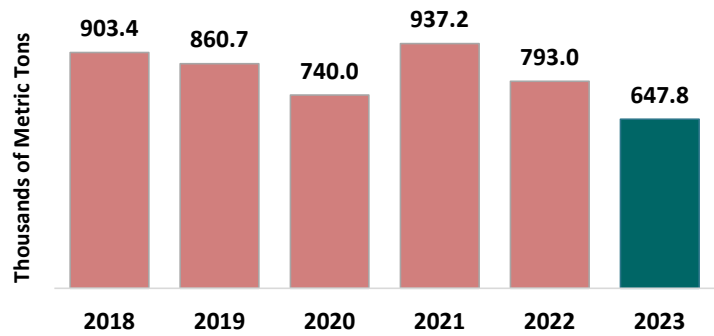
Figure 2:

GDP GROWTH RATE BY SECTOR SECOND QUARTER 2023



Source: Statistical Institute of Belize

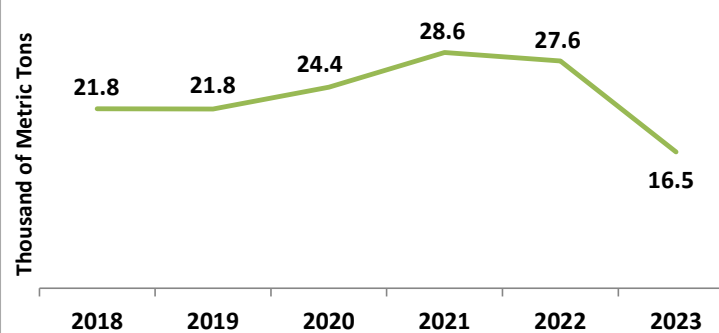
Figure 3: Second Quarter Sugarcane Production; 2018 - 2023



Source: Statistical Institute of Belize

4). Citrus fruit deliveries also fell sharply, from 26.7 thousand metric tons in the second quarter of last year to 1.9 thousand metric tons in the second quarter of this year (see Figure 4). Livestock production, in contrast, registered an overall increase of 12 percent, boosted by a 38.6 percent rise in cattle output from 8.5 thousand heads to 11.8 thousand heads. This notable growth offset reductions in pig production, from 10.1 thousand heads to 9.8 thousand heads, and poultry production, from 11.8 million pounds to 11.6 million pounds. The fishing industry recorded a 10 percent decrease, despite some improvement in shrimp production, as outputs of other marine products declined by more than one-fifth compared to the second quarter of last year.

Figure 4: Second Quarter Banana Production; 2018 - 2023

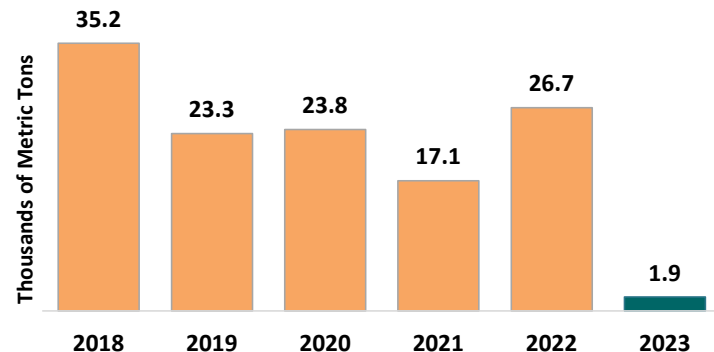


Source: Statistical Institute of Belize

SECONDARY ACTIVITIES:

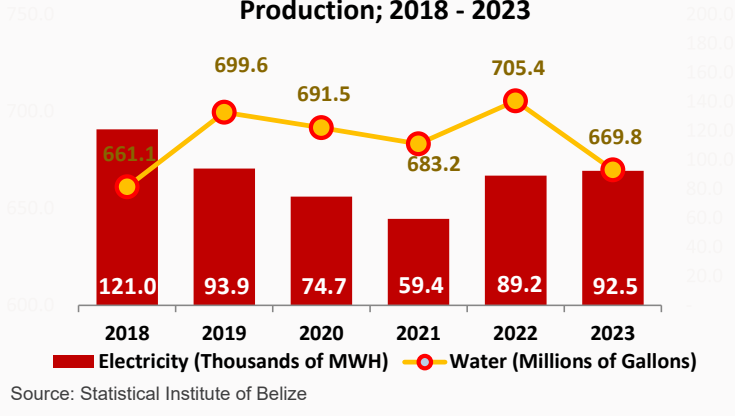
Activities within the secondary sector were down by a more modest 3.2 percent or \$6.3 million, from \$198.8 million in the second quarter of 2022 to \$192.6 million in the second quarter of 2023.

Figure 5: Second Quarter Citrus Production; 2018 - 2023



Source: Statistical Institute of Belize

Figure 6: Second Quarter Electricity and Water Production; 2018 - 2023



An 11.2 percent expansion in ‘Construction’, from \$61.3 million to \$68.2 million, largely offset decreases across other secondary sector industries. Manufacturing activities declined by 11.5 percent overall, from \$107.3 million in the second quarter of 2022 to \$95 million in the second quarter of 2023. Consistent with the drop in fruit deliveries, citrus concentrate production saw a significant decline during the period, from 506 thousand gallons to 35 thousand gallons. Sugar production was also down, albeit marginally, from 69.8 thousand metric tons in the second quarter of 2022 to 68.1 thousand metric tons in the second quarter of 2023. Beverage production grew by 1.6 percent, as a 15.5 percent rise in soft drink production offset reductions in outputs of both beer and rum. Electricity generation rose by 3.7 percent, from 89.2 thousand megawatt hours to 92.5 thousand megawatt hours, while water production was down by 4.4 percent, from 705.4 million gallons to 669.8 million gallons (see Figure 6).

TERTIARY ACTIVITIES:

Production within the tertiary sector, which accounts for about two-thirds of the country’s economy, was valued at \$859.5 million, up \$70.5 million or 8.9 percent from \$789 million produced during the same period in 2022.

‘Administrative and Support Services’, which includes the call center industry, increased by 30 percent during the quarter, from \$56.4 million to \$73.4 million, and was one of the main contributors to the growth recorded for the tertiary sector. Production of government services rose by 15.1 percent, from \$86.1 million to \$99.1 million, compared to the second quarter of last year. ‘Accommodation and Food Service Activities’ were up 15.3 percent, from \$52.7 million to \$60.7 million, as increases were seen in the numbers of both overnight tourist arrivals (7.7 percent) and cruise ship passengers (46.6 percent) (see Figure 7a and Figure 7b). The ‘Transportation’ industry grew by 12.5 percent, from \$55.4 million in the second quarter of 2022 to \$62.2 million in the second quarter of 2023, reflecting an increase in movements of both merchandise and passengers.

Figure 7a: Cruise Ship Tourist Arrivals First Quarter; 2018 - 2023 (thousands of tourists)

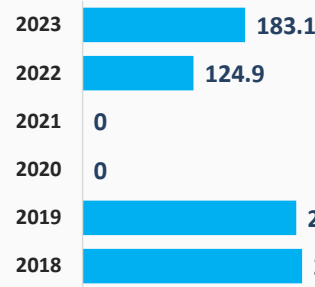
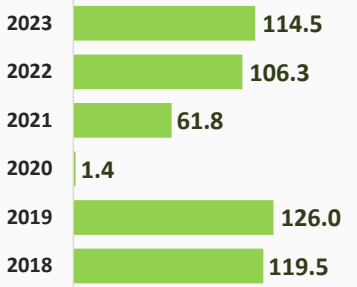


Figure 7b: Overnight Tourist Arrivals First Quarter; 2018 - 2023 (thousands of tourists)



Source: Statistical Institute of Belize

ANNUAL GROSS DOMESTIC PRODUCT 2022:

Updated annual Gross Domestic Product estimates showed that the total value of goods and services produced within the country during the year 2022 was \$5.016 billion, an increase of \$402.9 million or 8.7 percent when compared to the year 2021. This overall growth was the result of positive performances across the tertiary sector industries, with both the primary and secondary sectors recording small overall decreases for the year. Production within the tertiary sector was valued at \$3,061 billion, up by 9.8 percent from 2021. Primary sector activities, on the other hand, were valued at \$517.7 million, representing a 0.8 decline, while secondary sector production totalled \$720.1 million, a 1.9 percent decrease from 2021.

Methodological Note:

Updates to annual GDP estimates are a standard part of the compilation process, as per the statistical standards subscribed to under the United Nations Statistics Division’s 2008 System of National Accounts.

Revisions can be attributed to:

1. Additional data – Preliminary GDP figures for the year 2022 were based on quarterly estimates, which are produced using a smaller set of data while production of annual GDP estimates utilizes additional data for several industries.
2. Updating of output values – Annual GDP uses data on revenues and input costs, to estimate the dollar value that each industry adds to the economy. Quarterly GDP production is valued based on the most recent completed annual GDP figures, and updated when annual compilation of a more recent year is completed.